



## WARREN HOUSE VETERINARY CENTRE

### Post-Femoral Head and Neck Excision Homecare

Your pet has recently undergone surgery. The procedure is called a "Femoral Head and Neck Excision". During this procedure, the 'ball' of the ball and socket joint within the hip is removed. The joint is then replaced by fibrous tissue.

This procedure is typically performed when patients have a specific fracture or dislocation in the associated hip; however, it can also be beneficial in patients who have degenerative or developmental hip disease.


#### **Complications:**


Please notify the practice at once if any of the following occur:

- Vomiting after 24 hours at home
- Diarrhoea
- Refusal to eat or drink after 24 hours at home
- No passing of urine or faeces 24 hours after their procedure
- Signs of severe pain (mild pain and discomfort are normal for the first few days after surgery)
- Excessive licking or chewing at the surgery site.
- Bleeding or discharge from the surgery site
- Gaping of wound edges
- If your pet acts off or seems "not right" in any other way

#### **What to expect:**

- Bruising around the incision – should disappear within a few days.
- Swelling around the entirety of the leg - should disappear within a few days.
- None weight-bearing on the operated leg for at least a few days post-op.
- No exercise for at least 2 weeks post-op and no climbing stairs or jumping on sofas/beds.
- We usually use dissolvable stitches. If your pet had external stitches, they need to be removed in 10-14 days. Please return for this service. There is no extra charge for this unless sedation is required.
- Post-Operative Telephone Call - A staff member will call you a few days after the procedure to check on your pet. Do not be alarmed. This is a routine call to find out how your pet is progressing after their surgery.





## WARREN HOUSE VETERINARY CENTRE

### **Lickers, Chewers and Chewed out stitches.**

Occasionally pets will lick and chew their incision site to excess. Since little tongues and teeth can do a lot of damage in a short time, this **MUST BE PREVENTED**. To prevent licking and/or chewing at her incision site, it will be necessary to place a buster collar until the wound is healed. These are available from us at no extra cost.

Occasionally pets will develop an infection despite our best efforts to prevent it. This is nearly always due to overactivity and/or due to excessive licking or chewing of the incision and appears as a green/yellow discharge from the wound. Please contact the practice immediately if you feel an infection may present.

### **What's included?**

#### **Medication:**


**Antibiotics:** Antibiotics should be prescribed following surgery to prevent infection, these are usually given twice daily for up to a week post-operatively.


**Anti-inflammatories:** Anti-inflammatories are prescribed following surgery to provide pain relief and anti-inflammatory action which helps prevent/control swelling.

**Pain Relief:** Extra pain relief will also be provided due to the nature of this procedure, tramadol or a similar medication will be prescribed to keep your pet comfortable in the post-operative period.

**4 Post-Op Checks** are performed by Veterinary Nurses or veterinary care assistants and are included in the price of your pet's surgery; however, if your pet requires additional treatment such as antibiotics, pain relief or potentially further surgery, the owner is responsible for all costs of necessary treatment because of any complications. These complications are all very rare and are handled on a case-by-case basis.

Post-op checks are usually carried out at 3 days, 1 week, 4 weeks and 6-8 weeks post-operatively to ensure your pet is healing correctly and there are no complications following surgery. Please attend these appointments as it is important for us to assess the progress of your pet. If anything changes between appointments – please do not hesitate to come back sooner.





## **WARREN HOUSE** VETERINARY CENTRE

Follow-up x-rays are not usually required unless the limb is not progressing as expected in the weeks following surgery; where required these x-rays will be done by us – though they will be at an extra charge and sedation will usually be required.


By following the guidelines below, you will be able to dramatically speed up your pet's Recovery.


- Offer your pet small amounts of water when you get home and food can be offered a few hours later – we recommend a bland diet such as chicken/white fish and rice/pasta or the food included in your home care package. However, their appetite may not be completely normal for a few days after surgery.
- Check the incision site daily for redness, swelling or discharge. If any of these signs are observed, please call the practice, and bring your pet by for a recheck as this can be a sign of infection.
- Restrict running, jumping, and climbing stairs.
- Do not give any over-the-counter pain relievers such as paracetamol or ibuprofen as these can be poisonous to pets. We will prescribe non-steroidal pain relief medication for the following 3-5 days after surgery which should keep your pet comfortable during their recovery.
- It is recommended that your dog/cat is kept away from other animals to not cause damage to the incision sites through licking or playing.

### **How to improve healing:**

Physiotherapy following this procedure is very important for your pet's recovery. Passive flexion/tension exercises are recommended following surgery to maintain flexibility and range of motion within the limb. These exercises are recommended to be performed 2-3 times a day, often beginning a few days after surgery once the wound is comfortable and no longer painful allowing manipulation without discomfort. These exercises should be continued for up to 2 months post-operatively. Regular encouragement of walking by moving around food/water bowls away from your pet's bed can encourage them to stretch their legs.

Hydrotherapy for dogs can also be very beneficial and is strongly recommended to maintain range of joint motion and muscle mass but swimming is advised to be delayed until at least 3-4 weeks post-operatively. Cats can also have hydrotherapy, but fewer will tolerate being in water!





## WARREN HOUSE VETERINARY CENTRE

We usually use dissolvable stitches. If your pet had external stitches, they need to be removed in 10-14 days. Please return for this service. There is no extra charge for this unless sedation is required.

Thank you for choosing Warren House Vets for your pet's care. If you have any questions or concerns, please do not hesitate to contact us:

**Telephone:** 01543 373033

**WhatsApp:** 07999048536.

**Facebook:** Warren House Veterinary Centre Ltd

### Post-Operative Out-of-Hours/Emergency Support



If you have any concerns following your pet's surgery, we offer free out-of-hours veterinary advice support with a UK Registered Vet, over the phone, as a part of our free VIP Club.

To sign up please email: [Info@warrenhousevets.co.uk](mailto:Info@warrenhousevets.co.uk)



Willows Veterinary Centre and Referral Service Ltd  
Highlands Road,  
Shirley, Solihull,  
B90 4NH  
0121 712 7070

*Thank You!*

