



## WARREN HOUSE VETERINARY CENTRE

### Post-Fracture Fixation Surgery Homecare

Your pet has recently undergone fracture fixation surgery. During this procedure, the fracture(s) are 'fixed' with pins, wires, plates and screws to fix the broken bones.

#### **Complications:**

Please notify the practice at once if any of the following occur:


- Vomiting after 24 hours at home
- Diarrhoea
- Refusal to eat or drink after 24 hours at home
- No passing of urine or faeces 24 hours after their procedure
- Signs of severe pain (mild pain and discomfort are normal for the first few days after surgery)
- If your pet acts off or seems "not right" in any other way
- Signs of wires/pins/plates/screws protruding from the wound


#### **What to expect:**

- Strict exercise restriction is essential following surgery for up to 6-8 weeks to ensure the bones heal as they should.
- Cage rest is strongly and highly recommended following surgery for the recovery period – if one is not available at home already, there are many shops which sell collapsible cages which fold down flat making for easier storage.
- Bandage and/or cast will be placed on the affected area to provide support, control swelling and to protect the incision and bones while healing. Please do not attempt to remove any bandages/casts yourself, we will do this at an appropriate time during your pets' recovery. If you are unsure of when your pet should have their bandage/cast changed then, please seek advice from one of our team.
- Your pet will also have a buster collar in place to prevent interference with the bandage/cast and with the wound itself – this must stay in place at all times.
- Post-Operative Telephone Call - A staff member will call you a few days after the procedure to check on your pet. Do not be alarmed. This is a routine call to find out how your pet is progressing after their surgery.

#### **Lickers, Chewers and Chewed out stitches.**

- Occasionally pets will lick and chew their incision site. Since little tongues and teeth can do a lot of damage in a short time, this **MUST BE PREVENTED**. To prevent





## WARREN HOUSE VETERINARY CENTRE

- licking and/or chewing at her incision site, it will be necessary to place a buster collar until the wound is healed. These are available from us at no extra cost.
- Occasionally pets will develop an infection despite our best efforts to prevent it. This is nearly always due to overactivity and/or due to excessive licking or chewing of the incision and appears as a green/yellow discharge from the wound. Please contact the practice immediately if you feel an infection may present.

### What's included?

#### Medication:

**Antibiotics:** Antibiotics are sometimes prescribed following surgery to prevent infection, these are usually given twice daily for up to a week post-operatively this is more common if the fracture was caused by trauma (e.g. road traffic incident) or if it is in a 'dirty' area such as the feet.


**Anti-inflammatories:** Anti-inflammatories are prescribed following surgery to provide pain relief and anti-inflammatory action which helps prevent/control swelling, this is usually given once daily.


**Pain Relief:** Extra pain relief can also be provided if the Veterinary Surgeon thinks it will be required to keep your pet comfortable in the post-operative period.

**4 Post-Op Checks** are performed by Veterinary Nurses or veterinary care assistants and are included in the price of your pet's surgery; however, if your pet requires additional treatment such as antibiotics, pain relief or potentially further surgery, the owner is responsible for all costs of necessary treatment because of any complications. These complications are all very rare and are handled on a case-by-case basis.

Post-op checks are usually carried out at 3 days, 1 week, 4 weeks and 6-8 weeks post-operatively to ensure your pet is healing correctly and there are no complications following surgery. Please attend these appointments as it is important for us to assess the progress of your pet if anything changes between appointments – please do not hesitate to come back sooner.

Follow-up x-rays are usually required 4 weeks post operatively to ensure the limb is progressing as expected; these x-rays will be done by us – though they will be at an extra charge and sedation will usually be required. Further x-rays may also be required in the next coming weeks/months to track the healing progress.





## **WARREN HOUSE** VETERINARY CENTRE

By following the guidelines below, you will be able to speed up your pet's Recovery.


- Offer your pet small amounts of water when you get home and food can be offered a few hours later – we recommend a bland diet such as chicken/white fish and rice/pasta or the food included in your home care package. However, their appetite may not be completely normal for a few days after surgery.
- Check the bandage/cast for signs of damage, the area should be kept dry at all times and should be kept clean.
- Check the incision site daily for redness, swelling or discharge once the cast/bandage has been removed. If this is observed, please, call the practice, and bring your pet by for a recheck as this can be a sign of infection.
- Restrict running, jumping, and climbing stairs.
- No walks or exercise until instructed to do so by the Veterinary team.
- Do not give any over-the-counter pain relievers such as paracetamol or ibuprofen as these can be poisonous to pets. We will prescribe non-steroidal pain relief for the following 3-5 days after surgery which should keep your pet comfortable.
- It is recommended that your dog/cat is kept away from other animals to not cause damage to the incision sites through licking or playing.


### **How to improve healing:**

Physiotherapy following this procedure is very important for your pet's recovery. Encouraging slight movement is recommended to get your pet to rise and stretch periodically – this can be done by moving food and water bowls slightly out of reach. Passive flexion/tension exercises are recommended following surgery to maintain flexibility and range of motion within the limb. These exercises are recommended to be performed 2-3 times a day, the team will instruct you on when is best to perform these exercises. These exercises should be continued for up to 2 months post-operatively.

Hydrotherapy for dogs can also be very beneficial and is strongly recommended to maintain range of joint motion and muscle mass but swimming is advised to be delayed until at least 4-8 weeks post-operatively. This will be advised by the

Veterinary Surgeon. Cats can also have hydrotherapy, but fewer will tolerate being in water!





## WARREN HOUSE VETERINARY CENTRE

We usually use dissolvable stitches. If your pet had external stitches, they need to be removed in 10-14 days. Please return for this service. There is no extra charge for this unless sedation is required.

Post-Operative Telephone Call - A staff member will call you a few days after the procedure to check on your pet. Do not be alarmed. This is a routine call to find out how your pet is progressing after her surgery.

Thank you for choosing Warren House Vets for your pet's care. If you have any questions or concerns, please do not hesitate to contact us:

**Telephone:** 01543 373033

**WhatsApp:** 07999048536.

**Facebook:** Warren House Veterinary Centre Ltd

### Post-Operative Out-of-Hours/Emergency Support




If you have any concerns following your pet's surgery, we offer free out-of-hours veterinary advice support with a UK Registered Vet, over the phone, as a part of our VIP Club.

To sign up please email: [info@warrenhousevets.co.uk](mailto:info@warrenhousevets.co.uk)



Willows Veterinary Centre and Referral Service Ltd  
Highlands Road,  
Shirley, Solihull,  
B90 4NH  
0121 712 7070



*Thank You!*