

WARREN HOUSE VETERINARY CENTRE

Post-Rabbit Spay Homecare

Your pet has recently undergone abdominal surgery. The procedure is called a “spay”, or more technically an ovariectomy. In a spay, all the internal female reproductive organs, including the ovaries and uterus (up to the cervixes (they have two!)) have been removed.

Complications:

Please notify the practice at once if any of the following occur:

- Diarrhoea
- Refusal to eat or drink overnight at home
- No passing of urine or faeces 24 hours after their procedure
- Signs of severe pain (mild pain and discomfort are normal for the first few days after surgery)
- Excessive licking or chewing at the surgery site.
- Bleeding or discharge from the surgery site
- Gaping of wound edges
- If your pet acts off or seems “not right” in any other way


Lickers, Chewers and Chewed out stitches.


Occasionally pets will lick and chew their incision site to excess. Since little tongues and teeth can do a lot of damage in a short time, this **MUST BE PREVENTED** where possible.

Occasionally pets will develop an infection despite our best efforts to prevent it. This is nearly always due to overactivity and/or due to excessive licking or chewing of the incision and appears as a green/yellow discharge from the wound. Please contact the practice immediately if you feel an infection may present.

2 Post-Op Checks are performed by Veterinary Nurses or veterinary care assistants and are included in the price of your pet’s surgery; however, if your pet requires additional treatment such as antibiotics, pain relief or potentially further surgery, the owner is responsible for all costs of necessary treatment because of any complications. These complications are all very rare and are handled on a case-by-case basis.

By following the guidelines below, you will be able to dramatically speed up your pet’s Recovery.







WARREN HOUSE VETERINARY CENTRE

- Offer your pet water and food when you get home to prevent gut stasis and ensure a speedy recovery.
- Check the incision site daily for redness, swelling or discharge. If any of these signs are observed, please call the practice, and bring your pet by for a recheck as this can be a sign of infection.
- Restrict running, jumping, and climbing stairs for the next 10 days at least.
- Do not give any over-the-counter pain relievers such as paracetamol or ibuprofen as these can be poisonous to pets. We will prescribe non-steroidal pain relief medication for the following 3-5 days after surgery which should keep your pet comfortable during their recovery.
- It is recommended that your rabbit is kept away from other rabbits and animals to not cause damage to the incision sites through licking or playing.

We usually use dissolvable stitches. If your pet had external stitches, they need to be removed in 10-14 days. Please return for this service. There is no extra charge for this unless sedation is required.

Post-Operative Telephone Call - A staff member will call you a few days after the procedure to check on your pet. Do not be alarmed. This is a routine call to find out how your pet is progressing after her surgery.





WARREN HOUSE VETERINARY CENTRE

Thank you for choosing Warren House Vets for your pet's care. If you have any questions or concerns, please do not hesitate to contact us:

Telephone: 01543 373033

WhatsApp: 07999048536.

Facebook: Warren House Veterinary Centre Ltd

Post-Operative Out-of-Hours Support



If you have any concerns following your pet's surgery, we offer free out-of-hours veterinary advice support with a UK Registered Vet, over the phone, as a part of our free VIP Club.

To sign up please email: Info@warrenhousevets.co.uk

Emergency Out-of-hours Support



Willows Veterinary Centre and Referral Service Ltd
Highlands Road,
Shirley, Solihull,
B90 4NH
0121 712 7070

Thank you!

